

Access The Event

There are multiple access points through which attendees can view the sessions and join the discussions:

- CEFC Website Agenda
- Whova App
- Whova Web Portal.

Follow the steps outlined below to make sure you are prepared for next week's event.

1. [Download Whova](#) onto your phone or smart device.
2. Search for CEFC among the conferences listed and select CEFC 2022.
3. As a registered attendee, you will be able to log in with the email you registered with. Take a minute to get accustomed to the app and the agenda. You can create reminders for the sessions you would like to attend so you don't miss them!
4. Don't have a smartphone or can't download the app? Not a problem! You can access the portal with ease from CEFC's [Whova Web Portal](#). This is a better access point for viewing the pre-recorded sessions as well as joining in the live Q&A. Click the link below for a Whova How-to Guide.

[Whova How-To Guide](#)

Computer Dashboard Tutorial

Whova Whova Guides Organizing your own event? About Whova

2022 IEEE Conference on Electromagnetic Field Computation
Oct 24 - 26, 2022 | Displaying in your local time: 8:49 AM | Switch to event time

Home
Agenda
Attendees
Community
Messages
Photos
Exhibitors

Leaderboard
Resources
My Stuff
Feedback to Whova
Organizer Tips

The 2022 20th Biennial IEEE Conference on Electromagnetic Field Computation (CEFC) will be held virtually, October 24 – 26, 2022.

IEEE CEFC is one of the most important scientific and technical events in computational electromagnetics and related fields. The aim of IEEE CEFC is to present the latest developments in modeling and simulation methodologies for the analysis of electromagnetic fields and wave interactions. Application emphasis is on computer-aided design of low and high frequency devices, components, and systems. Scientists and engineers worldwide are invited to submit original contributions in areas related to Static and Quasi-static Fields, Wave Propagation, Material Modeling, Coupled Problems, Numerical Techniques, Optimization and Design, Software Methodology, Nanomagnetism, Nanophotonics, Bioelectric Field Computation as well as Devices, Applications, and education.

The conference will feature oral and poster presentations.

Accepted 2-page Digests will be published as part of the conference records in IEEE Xplore Digital Library. Authors are also invited to submit an extended 4-page version for peer review. Selected papers will be published either as IEEE Transactions or Magazines or included in IEEE Xplore.

Activity Feed

Start connecting with other attendees!
Introduce yourself Share a photo

Spark interesting conversations with other attendees!
Create discussion Suggest a meeting

Welcome message from the organizer
Welcome to 2022 IEEE Conference on Electromagnetic Field Computation. You can use this app to see the agenda, see where all the sessions are located, as well as connect with other attendees.

Once you log in to Whova on your computer, you will be taken to this dashboard.

- Use the menu on the left to navigate through the agenda, posters tabs and session Q&A.
- You can also see what's happening in the community tab as well as browse through attendees and engage with the exhibitors.

Whova Whova Guides Organizing your own event? About Whova

2022 IEEE Conference on Electromagnetic Field Computation
Oct 24 - 26, 2022 | Displaying in your local time: 9:02 AM | Switch to event time

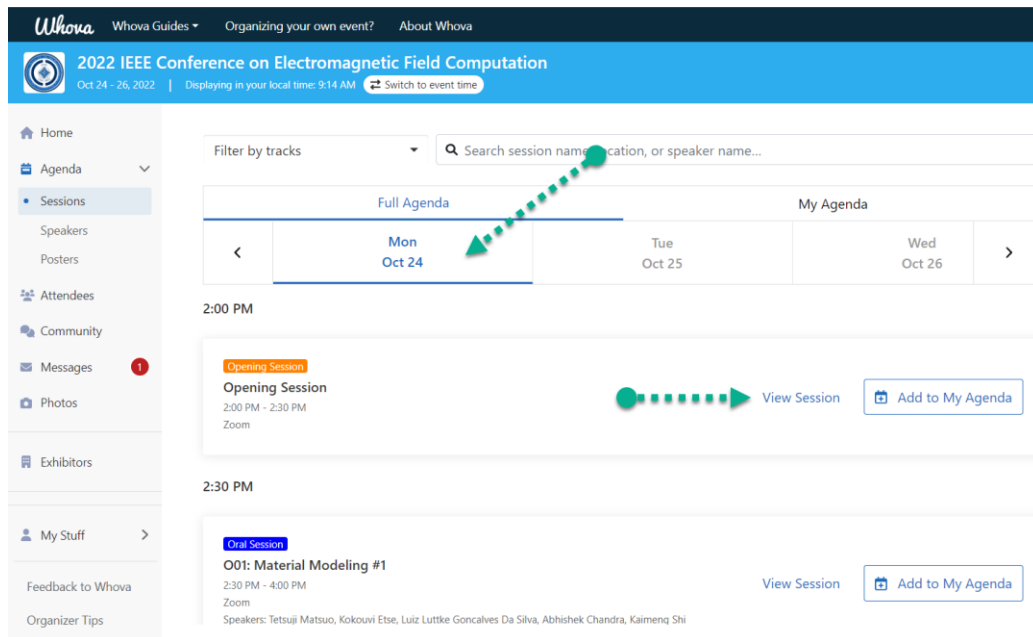
Home
Agenda
Sessions
Speakers
Posters
Attendees
Community
Messages
Photos
Exhibitors
My Stuff

Filter by tracks Search session name, location, or speaker name...

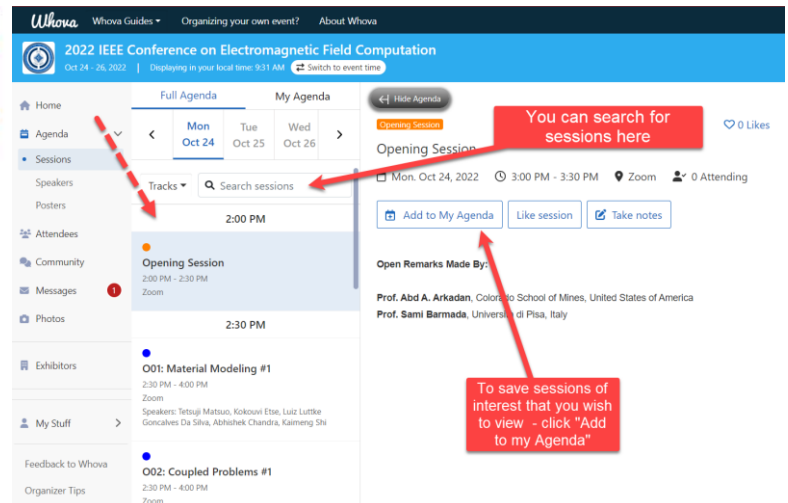
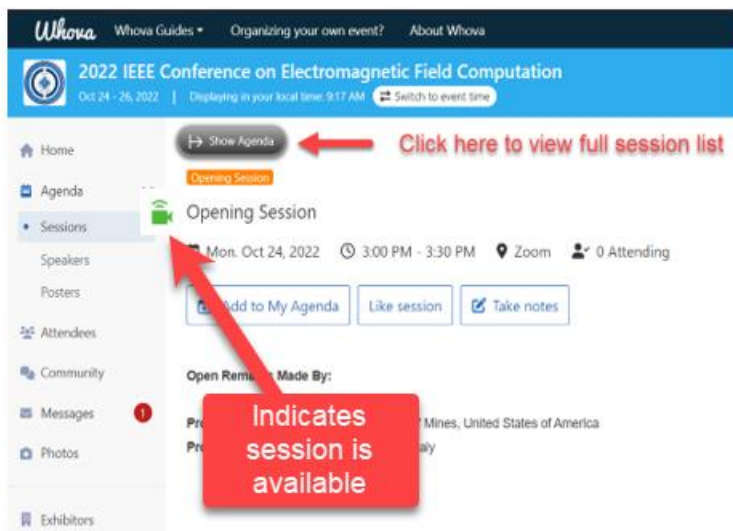
Full Agenda		My Agenda	
<	Mon Oct 24	Tue Oct 25	Wed Oct 26
2:00 PM			
Opening Session 2:00 PM - 2:30 PM Zoom		View Session Add to My Agenda	
2:30 PM			
Oral Session 001: Material Modeling #1			

Accessing Sessions:

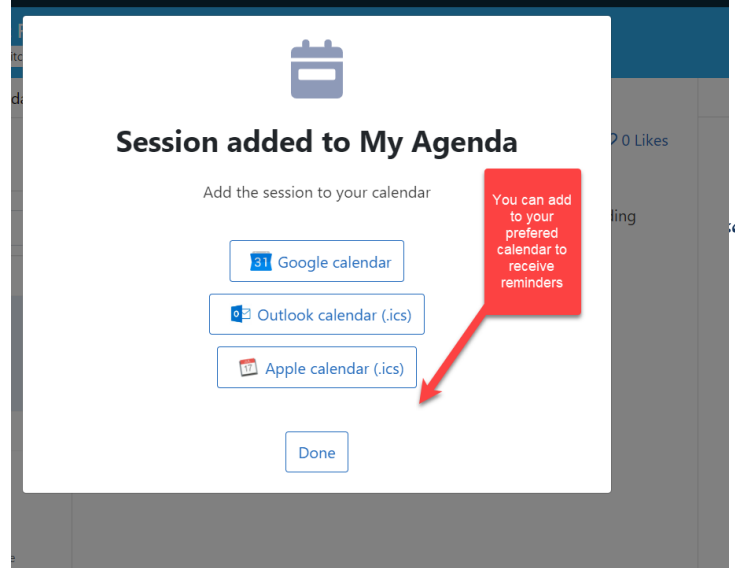
- Navigate to a specific day and select the session you wish to view.
- Once you click on “view session”, you will be taken to the link to watch the LIVE session. All Oral sessions are LIVE including Q&A.



- Links to available presentations will have a small green camera icon next to them (see screenshot on left below)
- ***Please note that all presentations will not be released until the time that they were scheduled.*
- You can also search for sessions (see screenshot on right below)

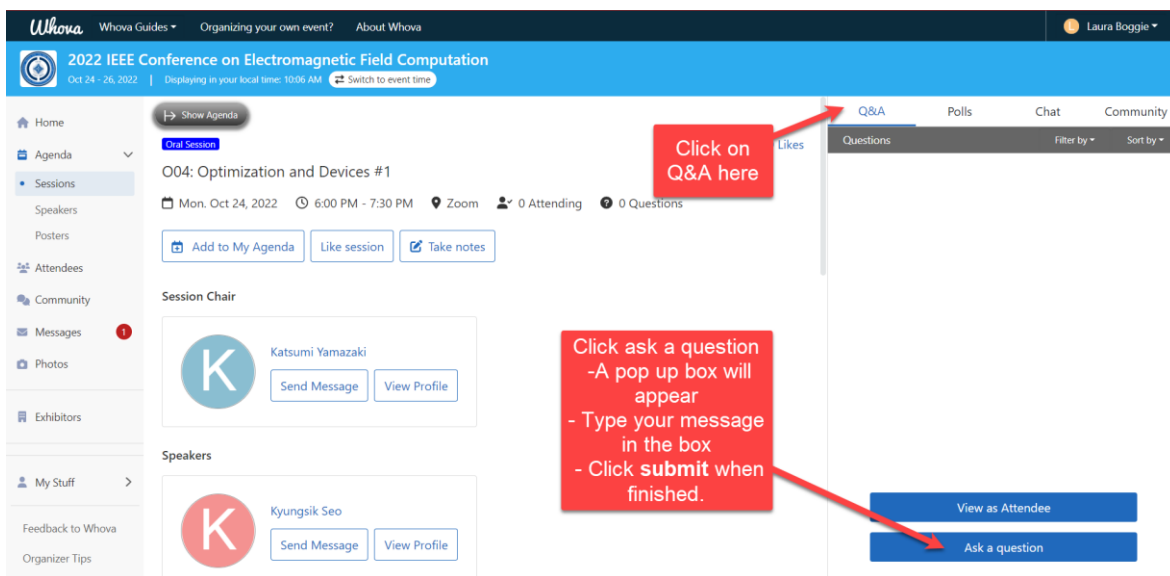


Want to get reminders of when your preferred sessions are happening? Click “Add to my agenda” Then select your preferred calendar.”



Q & A During Sessions:

- All sessions have Q&A incorporated into them.
- To ask a question during an oral presentation, type your question in the Q&A box on the right.



- You can also send a private message to a presenter if you missed an opportunity to ask during the session.
- Go to the Agenda tab → click the drop-down tab → Go to speakers and find the speaker you wish to message.
- Click “Hi” and start your message.

Accessing Posters:

- To review posters, find the tab on the left side labeled “Agenda”.
- Click on the drop-down bar to find the posters.
- Go to the top left corner → click on bar that says “filter by”
- Click which session you wish to go to and all the posters within that session will appear.
- Posters can be viewed at your leisure, but the LIVE Q&A session will only be available during each poster’s scheduled Q&A time.

The screenshot shows the Whova app interface. On the left is a navigation menu with options: Home, Agenda, Sessions, Speakers, Posters, Attendees, Community, Messages, Photos, Exhibitors, and My Stuff. The 'Agenda' tab is selected. A red callout box labeled '1. Click drop down arrow by agenda' points to the 'Agenda' tab. Another red callout box labeled '2. Click posters' points to the 'Posters' option in the left menu. A third red callout box labeled '3. Click "Filter by"' points to the 'Filter by: Monday P01 Static and Quasi Static #1' dropdown menu. A fourth red callout box labeled '4. Select the session you want to go' points to the 'Monday P01 Static and Quasi Static #1' option in the dropdown. A fifth red callout box labeled '5. Posters in that session will appear here' points to the list of posters displayed. A sixth red callout box labeled '6. Click enter to view' points to the 'Enter' button at the bottom right of the poster list.

- After you click on Enter you will be taken to the link to watch the LIVE session.
 - All poster sessions have a Live Q&A
 - Follow the same instructions for accessing Q&A for oral sessions.
 - Links to available presentations will have a small green camera icon next to them.
- **Please note that all presentations will not be released until their scheduled time.*

Jun 23 - 26, 2020

Click here to view session list

MAIN NAVIGATION

- Home
- Agenda
- Attendees
- Community
- Exhibitors
- Messages

RESOURCES

- Session Q&A
- Polls
- Speakers
- Twitter
- WHOVA
- Feedback to Whova
- Organizer Tips

Chat

Community

Warning

This session will start on June 24th, 10:00 AM CDT. Currently the stream either has no people or is showing other sessions. Please come back later to attend this session.

[Proceed Anyway](#)

Keynotes

Keynote 1&2 Q&A

Wed, Jun 24, 2020 10:00 AM - 10:30 AM Virtual Room A 0 Attending

0 Likes

Write a reply

This screen indicates the session hasn't started yet.

- After the live session has ended, don't forget to click back over to Whova to access all other Poster and Oral Sessions.
- **IMPORTANT NOTE:** CEFC is using Zoom for all live sessions, so please make sure to download Zoom beforehand.